

Westside Christian Academy
Summer Reading Program
Fifth Grade

igaitaniella@westsideacademy.org

Summer Selections

Westside Christian Academy 2020 Summer Reading Program

The 2020 summer reading list for fifth through eighth grade students promises amazing adventures from the comfort of their favorite armchair. Students are required to read two books, listed below, but are encouraged to read more. Each level has specific required titles. Directions will be provided by your reading teacher before departure for the summer vacation. Reading activities are included that must be completed. Teachers and administration may be unavailable to be reached for help regarding this assignment; however, be assured that most questions can be answered via email at jgaitaniella@westsideacademy.org.

REQUIRED READING FOR FIFTH GRADE:

Rising fifth graders must read ***Guns for General Washington*** by Seymour Reit (which will be provided to them prior to summer break), and ***Tuck Everlasting*** by Natalie Babbit (which should be easily found at the library). The expectation is that these books will either be provided or can be found and checked out at the library and do not need to be purchased. Some suggestions for additional reading are listed. Activities to be completed are attached. **Students must do 2 of the 4 activities. Students must complete an activity on each book. These will be due by Friday in the first week of school.**

Additional Optional Reading:

<u>Mandy</u>	Julie Andrews Edwards
<u>Blue Willow</u>	Doris Gates
<u>Incredible Journey</u>	Shiela Burnford
<u>Owls in the Family</u>	Farley Mowat
<u>The Wizard of Oz</u>	L. Frank Baum
<u>Land of Oz</u>	L. Frank Baum
<u>Indian in the Cupboard</u>	Lynn Reid Banks
<u>The Book of Three</u>	Lloyd Alexander
<u>Caddie Woodlawn</u>	Carol Ryrie Brink
<u>Swiss Family Robinson</u>	Johann David Wyss
<u>Little Women</u>	Louisa May Alcott
<u>Lassie, Come Home</u>	Eric Knight
<u>Heidi</u>	Johanna Spyri
<u>Black Beauty</u>	Anna Sewell
<u>Big Red</u>	Jim Kjelgaard
<u>The Little Princess</u>	Frances Burnett
<u>Souder</u>	William H. Armstrong
<u>Old Yeller</u>	Fred Gipson
<u>Timothy of the Cay</u>	Theodore Taylor
<u>A Jar of Dreams</u>	Yoshiko Uchida
<u>Snow Dog</u>	Jim Kjelgaard
<u>Banner in the Sky</u>	James Ramsey Ulman
<u>White Fang</u>	Jack London
<u>Peter Pan</u>	J.M. Barrie
<u>The Borrowers</u>	Mary Norton
<u>Around the World in 80 Days</u>	Jules Verne
<u>20,000 Leagues under the Sea</u>	Jules Verne

TEST PART I: OBJECTIVE QUESTIONS

In the spaces provided, mark each true statement *T* and each false statement *F*. (10 points)

- _____ 1. The Tucks lived near the spring for several years before discovering its true powers.
- _____ 2. Of all the members of the Tuck family, only the cat did not drink the water.
- _____ 3. Winnie chooses not to drink the water because she is afraid of the Tucks.
- _____ 4. The man in yellow tries to buy the spring from the Tucks, but his offer is too low.
- _____ 5. Winnie worries about Mae Tuck because the constable has a reputation for hanging criminals.


Complete each statement by writing the letter of the best answer in the space provided. (10 points)

- 6. When there are no other people around, Winnie sometimes talks to _____.
 - a. a toad
 - b. an imaginary friend
 - c. the fence
 - d. the sun
- 7. At the beginning of the novel, Winnie resents her parents because they _____.
 - a. forget she's alive
 - b. don't love her
 - c. have no imagination
 - d. watch her too closely
- 8. When Angus Tuck compares the cycle of life to water flowing to the sea, he says that he and his family are like _____.
 - a. a stuck rowboat
 - b. light spring raindrops
 - c. frogs beside the river
 - d. high-flying seabirds
- 9. Winnie decides to take action about Mae Tuck's imprisonment because _____.
 - a. she wants to be free from her parents
 - b. the cycle of life tells her to
 - c. she feels responsible for the trouble Mae is in
 - d. Jesse Tuck begs her for help
- 10. At the end of the novel, Angus and Mae Tuck are _____ when they learn what Winnie decided to do.
 - a. saddened
 - b. pleased
 - c. irritated
 - d. disillusioned

Travel Brochure



Characters often have a hideaway or a place of refuge from the problems that beset them. They may seek refuge in a world of fantasy or imagination or they may have a secret place to which they can escape. Have students identify and describe a character's place of refuge and let others experience the setting by creating a travel brochure.

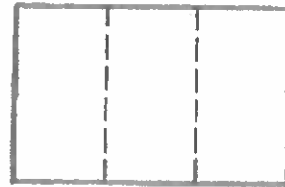


Directions

Brainstorm the definition of *hideaway*. What makes a good hideaway?

Share with your students travel brochures collected from local travel agencies. Point out the colorful language and enticing illustrations. Remind students that travel brochures make a particular destination very inviting.

1. Instruct students to fold the brochure into thirds as shown.
2. Create a beautiful picture and decorative lettering of the destination (hideaway) on the front cover and inside flap. Remind students that this is the point at which they want to capture the readers' attention.
3. Have students describe the main character's hideaway. Include physical features, location, and interesting anecdotes to entice the reader. Illustrate the description.
4. Students explain why they think the hideaway is a good place to visit and illustrate their point.



The example is from Katherine Paterson's *Bridge to Terabithia* (Harper, 1977).

Extension

For Lee Botts in *Dear Mr. Henshaw* and Anne Frank in *The Diary of Anne Frank*, their journal was their place of refuge. For Jess and Leslie in *Bridge to Terabithia* their hideaway was an actual place. Have students choose a place of refuge for themselves and plan to spend 15 minutes a day there for five consecutive days. Have them record their thoughts in a personal journal. Inspire their writing by posing the following questions:

- * How does it feel to have a place of refuge?
- * Do you think a place of refuge is important in a person's life?
- * How can having a place of refuge contribute to your life?



Everyone needs a place to get away to, a place where they can think and relax.

This is the place!

Describe the main character's hideaway above.

Illustration

Everyone needs a place to get away to, a place where they can think and relax.

Illustration

Why is it a good hideaway?

Name _____

What makes the hideaway extra special?

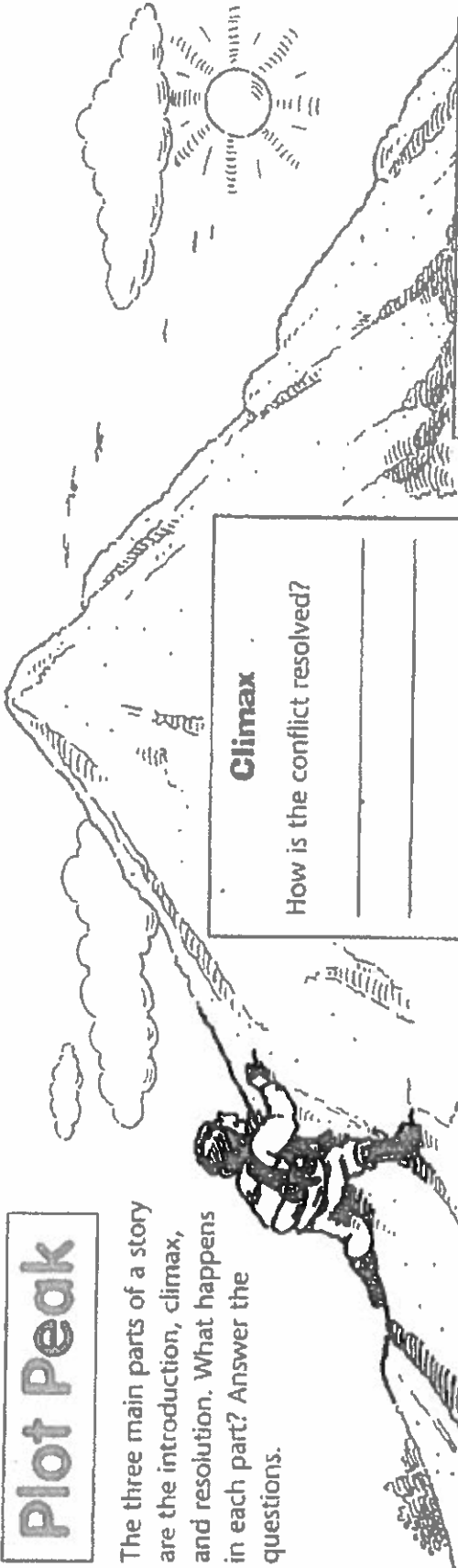
Illustration

Name _____ Date _____

Book Title _____

Plot Peak

The three main parts of a story are the introduction, climax, and resolution. What happens in each part? Answer the questions.



Climax

How is the conflict resolved?

Introduction

Who are the main characters?

Resolution

What happens after the problem is resolved?

Project Created By:

©Created by MrHughes

#:

Date:

On a scale of 1 to 10, (with 10 being a MUST READ BOOK and a 1 being WORST BOOK EVER), I would rate this book a because...

The Character I Liked Best Is:

Because...

Author:

Book Title:

Page: _____

Best Quote From The Book:

The Best Part of This Book Was:

Climax:

Settings:

Problem:

Characters:

Five Sentence Summary

1-

2-

3-

4-

5-